

Post-Secondary Tuition Fees and Student Fees Policy Consultation

Manitoba Advanced Education, Skills and Immigration

Date of Collection: April 8 to May 21, 2022

Number of Respondents: 607

Background and Context

Until recently, the *Advanced Education Administration Act* used a formula of Consumer Price Index + five per cent to set annual maximum allowable tuition increase levels for universities. Bill 33, *The Advanced Education Administration Amendment Act*, received Royal Assent on May 20, 2021 and removed this legislated formula of tuition increase. The amendment established the authority of the Minister of Advanced Education, Skills and Immigration to implement guidelines and regulations to regulate university tuition and fees and set tuition and fee guidelines in regulations for colleges. The minister committed to meaningfully consult with all partners, including the public, to obtain input to inform the development of a tuition and student fees policy for Manitoba.

Engagement Overview

The survey on post-secondary tuition and student fees policy was available for public input from April 8 to May 21, 2022, through the EngageMB web portal. The survey was announced via news release and it was promoted through the communications functions of the portal, the government's social media channels, and through direct invitation to key post-secondary and industry stakeholders.

The feedback received from this survey will be used to inform our path forward. The goal is to develop a policy that continues to support affordability and access to post-secondary education for students, ensures our universities and colleges remain sustainable and responsive to the needs of Manitoba's economy, and respects the established governance autonomy of post-secondary institutions.

What We Heard

There were 607 completed Post-Secondary Tuition Fees and Student Fees Policy surveys submitted through the EngageMB portal. The following data provides a view into the perspectives provided in those 607 responses, and some demographic information about the individuals who provided those responses.

DEMOGRAPHIC PROFILE

In order to assess the reach of the survey, a small number of demographic questions were asked.

Which category below includes your age?

Answer	Count	Percent
under 18 years	4	0.7%
18-25 years	120	19.8%
26-30 years	60	9.9%
31-35 years	63	10.4%
36-40 years	79	13.0%
41-45 years	78	12.9%
over 45 years	203	33.4%

Do you identify as: (Select all that apply)

Answer	Count	Percent
A person with a disability	53	9%
A visible minority	58	10%
Indigenous	58	10%
None of the Above	371	61%
I prefer not to respond	80	13%

Which of the following best describes your current status in Canada? (Select one)

Answer	Count	Percent
Canadian Citizen	549	90.4%
International Student	28	4.6%
Other (ex. work permit holder)	3	0.5%
Permanent Resident	27	4.4%

How do you identify? (Select all that apply)

Answer	Count	Percent
Man	210	34.6%
Woman	345	56.8%
Non-binary	11	1.8%
Transgender	3	0.5%
Two-Spirit	2	0.3%
Another gender identity	4	0.7%
I prefer not to respond	42	6.9%

Which income range best represents your individual gross (pre-tax) income?

Answer	Count	Percent
\$100,001 and over	152	25.0%
\$70,001 to \$100,000	135	22.2%
\$50,001 to \$70,000	72	11.9%
\$20,001 to \$50,000	97	16.0%
Under \$20,000	151	24.9%

Please provide your current postal code (Converted to Rural/Urban/North)

North/Rural/Urban categories were calculated from respondents' postal code FSAs and Manitoba's defined regions.

In the Urban category, 443 respondents were from the Winnipeg Capital Region, and 35 from Brandon.

Answer	Count	Percent
North	10	1.6%
Rural	68	11.2%
Urban	529	87.1%

SURVEY RESULTS

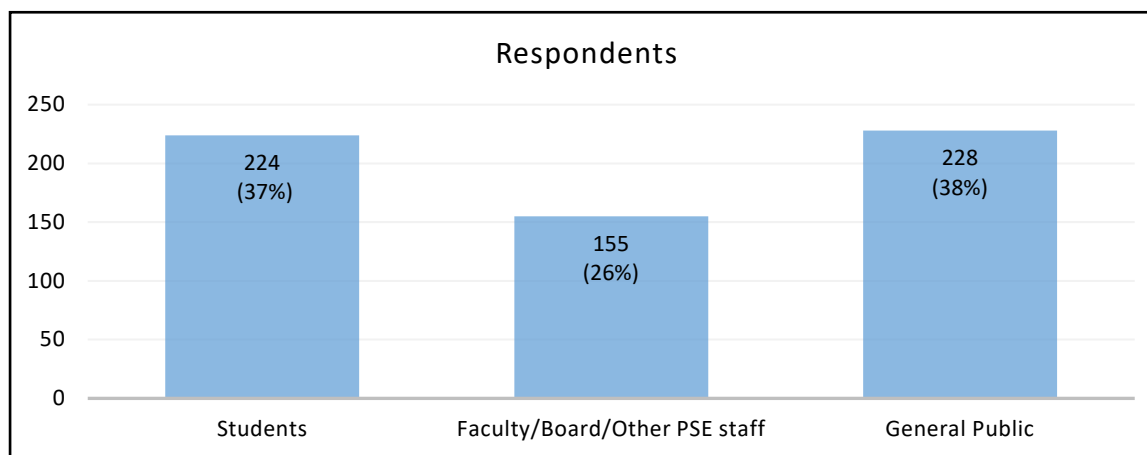
Survey Results are organized by three respondent types, including Students, Faculty/Board/Other PSE staff and General Public.

Students only includes respondents who indicated they were currently a post-secondary student in Manitoba, which includes 28 international students.

Faculty/Board/Other PSE staff includes respondents who indicated they were either a faculty member, a board member or non-faculty staff at a university or college in Manitoba.

General Public includes respondents who indicated they were any other type of stakeholder, including representatives of organizations, former students, parents of students, prospective parents and students, and the members of the general public.

Respondent Type	Count	Percent
Students	224	37%
Faculty/Board/Other PSE staff	155	26%
General Public	228	38%

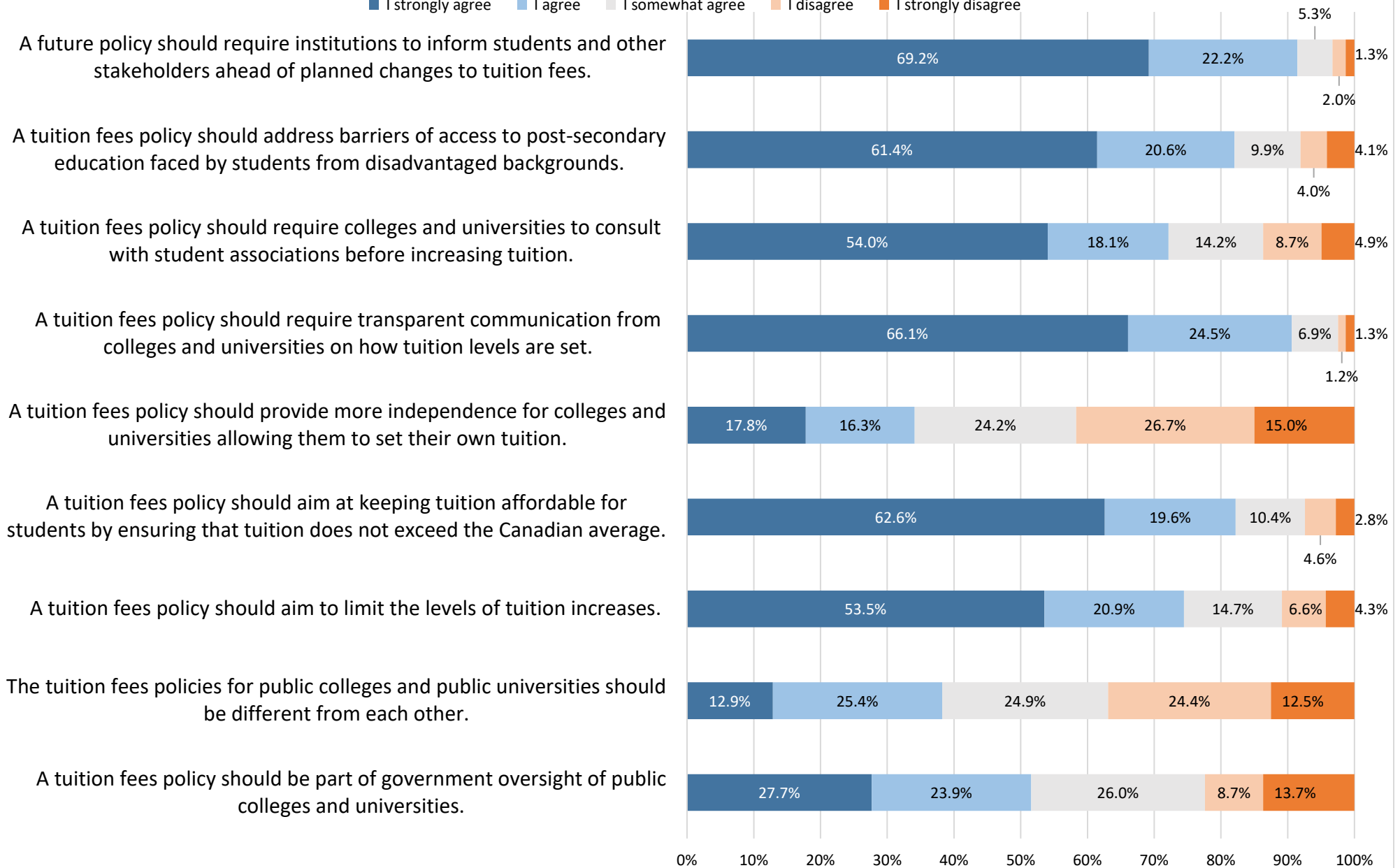


Tuition Fees

When asked “**Please indicate how much you agree or disagree with each of the statements below**” in regards to **tuition fees**, the respondents provided the following responses. Individual data tables follow the overview below.

Please indicate how much you agree or disagree with each of the statements below.

■ I strongly agree ■ I agree ■ I somewhat agree ■ I disagree ■ I strongly disagree



A tuition fees policy should be part of government oversight of Public colleges and universities.

Respondents	I strongly agree	I agree	I somewhat agree	I disagree	I strongly disagree
Students	39.3%	22.8%	26.3%	5.8%	5.8%
Faculty/Board/Other PSE staff	9.7%	18.1%	27.1%	13.5%	31.6%
General Public	28.5%	28.9%	25.0%	8.3%	9.2%
Overall	27.7%	23.9%	26.0%	8.7%	13.7%

The tuition fees policies for Public colleges and Public universities should be different from each other.

Respondents	I strongly agree	I agree	I somewhat agree	I disagree	I strongly disagree
Students	15.6%	21.4%	29.5%	24.6%	8.9%
Faculty/Board/Other PSE staff	14.2%	32.9%	13.5%	19.4%	20.0%
General Public	9.2%	24.1%	28.1%	27.6%	11.0%
Overall	12.9%	25.4%	24.9%	24.4%	12.5%

A tuition fees policy should aim to limit the levels of tuition increases.

Respondents	I strongly agree	I agree	I somewhat agree	I disagree	I strongly disagree
Students	74.6%	18.3%	4.5%	0.4%	2.2%
Faculty/Board/Other PSE staff	24.5%	23.2%	29.0%	16.1%	7.1%
General Public	52.6%	21.9%	14.9%	6.1%	4.4%
Overall	53.5%	20.9%	14.7%	6.6%	4.3%

A tuition fees policy should aim at keeping tuition affordable for Students by ensuring that tuition does not exceed the Canadian average.

Respondents	I strongly agree	I agree	I somewhat agree	I disagree	I strongly disagree
Students	83.9%	12.1%	2.2%	0.4%	1.3%
Faculty/Board/Other PSE staff	32.9%	31.6%	21.9%	9.0%	4.5%
General Public	61.8%	18.9%	10.5%	5.7%	3.1%
Overall	62.6%	19.6%	10.4%	4.6%	2.8%

A tuition fees policy should provide more independence for colleges and universities allowing them to set their own tuition.

Respondents	I strongly agree	I agree	I somewhat agree	I disagree	I strongly disagree
Students	10.7%	11.2%	24.6%	31.7%	21.9%
Faculty/Board/Other PSE staff	36.1%	27.7%	16.1%	14.8%	5.2%
General Public	12.3%	13.6%	29.4%	29.8%	14.9%
Overall	17.8%	16.3%	24.2%	26.7%	15.0%

A tuition fees policy should require transparent communication from colleges and universities on how tuition levels are set.

Respondents	I strongly agree	I agree	I somewhat agree	I disagree	I strongly disagree
Students	81.7%	15.2%	2.7%	0.0%	0.4%
Faculty/Board/Other PSE staff	47.1%	37.4%	10.3%	1.9%	3.2%
General Public	63.6%	25.0%	8.8%	1.8%	0.9%
Overall	66.1%	24.5%	6.9%	1.2%	1.3%

A tuition fees policy should require colleges and universities to consult with student associations before increasing tuition.

Respondents	I strongly agree	I agree	I somewhat agree	I disagree	I strongly disagree
Students	78.6%	12.9%	5.8%	1.3%	1.3%
Faculty/Board/Other PSE staff	27.1%	23.2%	24.5%	16.1%	9.0%
General Public	48.2%	19.7%	15.4%	11.0%	5.7%
Overall	54.0%	18.1%	14.2%	8.7%	4.9%

A tuition fees policy should address barriers of access to post-secondary education faced by Students from disadvantaged backgrounds.

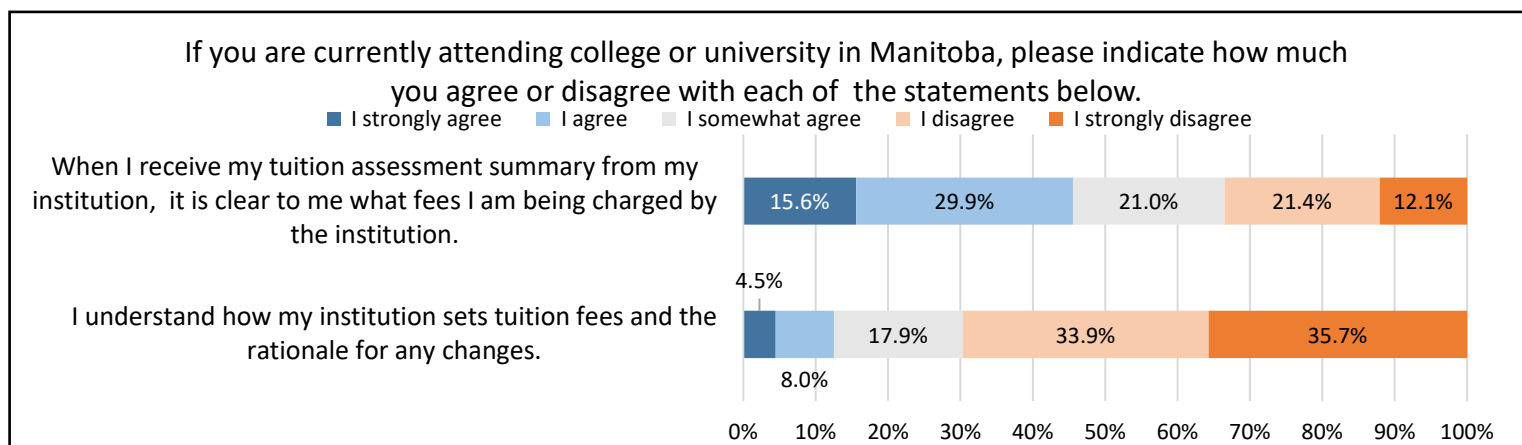
Respondents	I strongly agree	I agree	I somewhat agree	I disagree	I strongly disagree
Students	75.0%	12.5%	8.0%	1.3%	3.1%
Faculty/Board/Other PSE staff	52.9%	25.2%	11.6%	5.8%	4.5%
General Public	53.9%	25.4%	10.5%	5.3%	4.8%
Overall	61.4%	20.6%	9.9%	4.0%	4.1%

Engage **MB** Survey Report

A future policy should require institutions to inform Students and other stakeholders ahead of planned changes to tuition fees.

Respondents	I strongly agree	I agree	I somewhat agree	I disagree	I strongly disagree
Students	88.8%	10.3%	0.4%	0.0%	0.4%
Faculty/Board/Other PSE staff	44.5%	36.8%	11.0%	4.5%	3.2%
General Public	66.7%	24.1%	6.1%	2.2%	0.9%
Overall	69.2%	22.2%	5.3%	2.0%	1.3%

For those who self-identified as “a current post-secondary student in Manitoba,” when asked “**please indicate how much you agree or disagree with each of the statements below**” in regards to **tuition fees**, the respondents provided the following responses. Individual data tables follow the overview below.



I understand how my institution sets tuition fees and the rationale for any changes.

I strongly agree	I agree	I somewhat agree	I disagree	I strongly disagree
4.5%	8.0%	17.9%	33.9%	35.7%

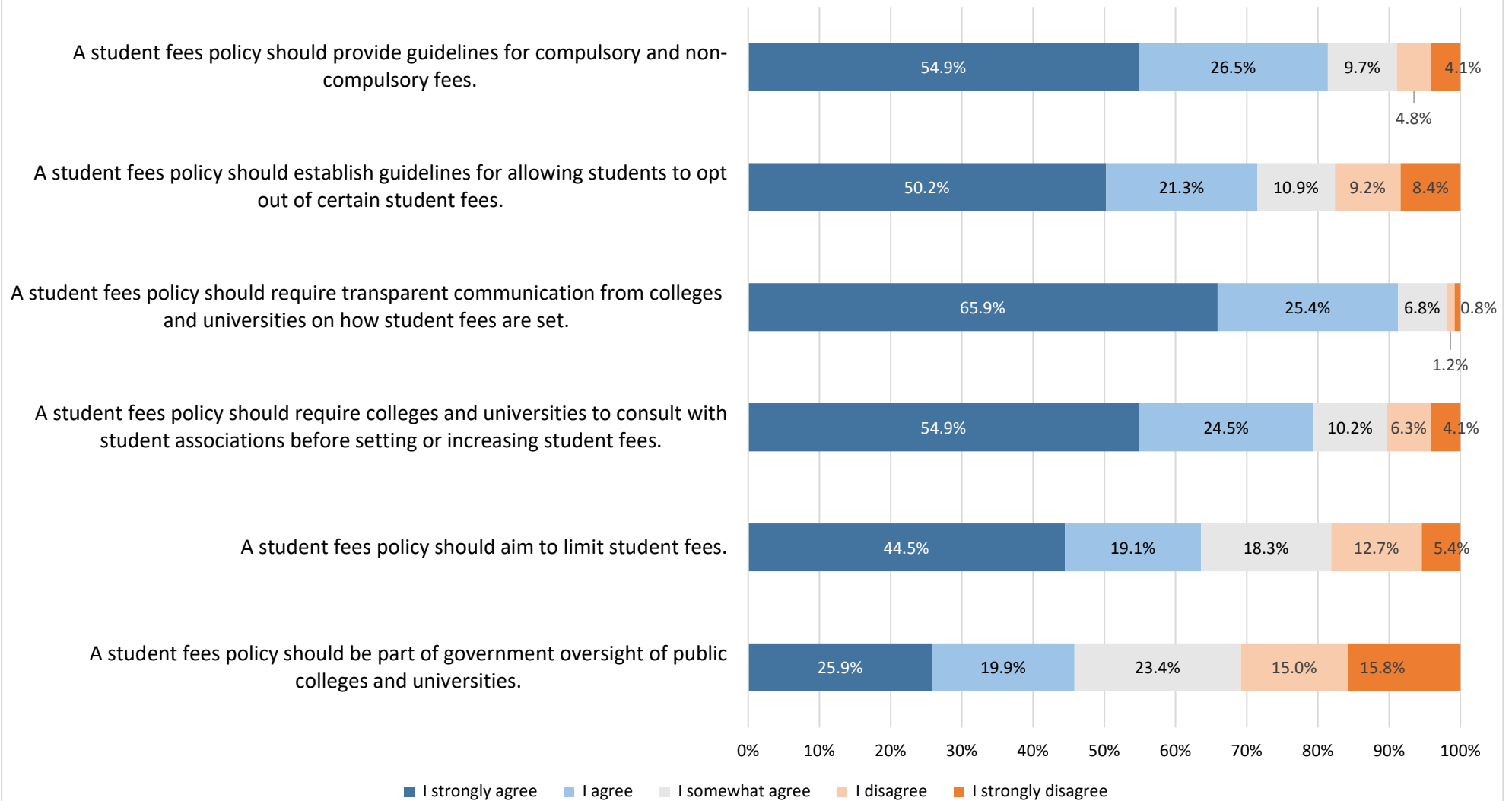
When I receive my tuition assessment summary from my institution, it is clear to me what fees I am being charged by the institution.

I strongly agree	I agree	I somewhat agree	I disagree	I strongly disagree
15.6%	29.9%	21.0%	21.4%	12.1%

Student Fees

When asked “**Please indicate how much you agree or disagree with each of the statements below**” in regards to **student fees**, the respondents provided the following responses. Individual data tables follow the overview below.

What elements you would like to see addressed in a future policy on student fees? (Please indicate how much you agree or disagree with each of the statements below.)



A student fees policy should be part of government oversight of Public colleges and universities.

Respondents	I strongly agree	I agree	I somewhat agree	I disagree	I strongly disagree
Students	41.5%	18.8%	24.6%	9.4%	5.8%
Faculty/Board/Other PSE staff	8.4%	10.3%	18.1%	26.5%	36.8%
General Public	22.4%	27.6%	25.9%	12.7%	11.4%
Overall	25.9%	19.9%	23.4%	15.0%	15.8%

A student fees policy should aim to limit student fees.

Respondents	I strongly agree	I agree	I somewhat agree	I disagree	I strongly disagree
Students	65.6%	21.0%	8.9%	3.1%	1.3%
Faculty/Board/Other PSE staff	16.8%	12.3%	32.3%	27.7%	11.0%
General Public	42.5%	21.9%	18.0%	11.8%	5.7%
Overall	44.5%	19.1%	18.3%	12.7%	5.4%

A student fees policy should require colleges and universities to consult with student associations before setting or increasing student fees.

Respondents	I strongly agree	I agree	I somewhat agree	I disagree	I strongly disagree
Students	78.1%	15.2%	4.0%	1.3%	1.3%
Faculty/Board/Other PSE staff	24.5%	38.7%	18.7%	12.3%	5.8%
General Public	52.6%	24.1%	10.5%	7.0%	5.7%
Overall	54.9%	24.5%	10.2%	6.3%	4.1%

A student fees policy should require transparent communication from colleges and universities on how student fees are set.

Respondents	I strongly agree	I agree	I somewhat agree	I disagree	I strongly disagree
Students	84.4%	14.3%	0.9%	0.0%	0.4%
Faculty/Board/Other PSE staff	38.1%	42.6%	14.8%	2.6%	1.9%
General Public	66.7%	24.6%	7.0%	1.3%	0.4%
Overall	65.9%	25.4%	6.8%	1.2%	0.8%

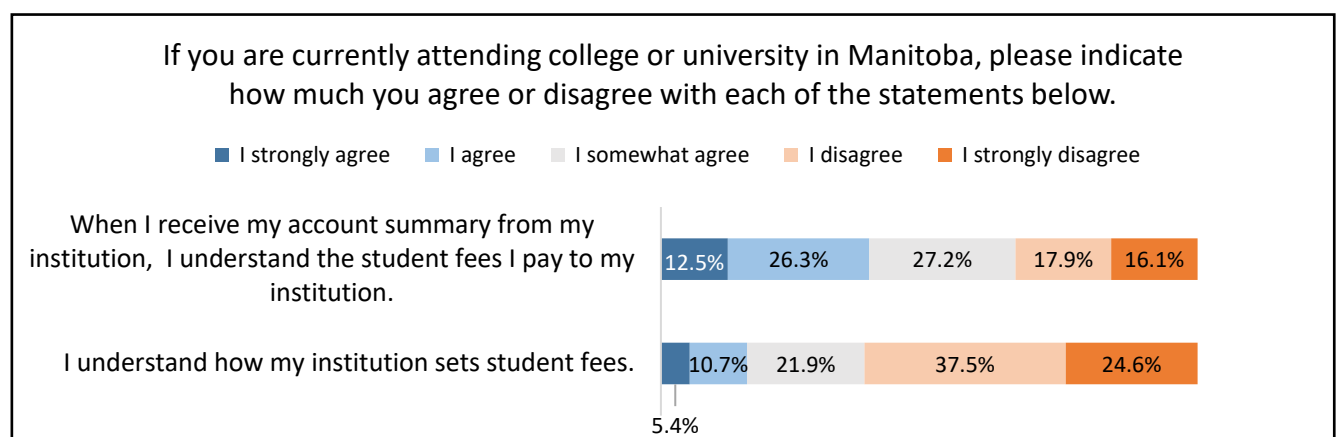
A student fees policy should establish guidelines for allowing Students to opt out of certain student fees.

Respondents	I strongly agree	I agree	I somewhat agree	I disagree	I strongly disagree
Students	74.1%	14.7%	4.0%	4.0%	3.1%
Faculty/Board/Other PSE staff	19.4%	29.0%	15.5%	18.7%	17.4%
General Public	47.8%	22.4%	14.5%	7.9%	7.5%
Overall	50.2%	21.3%	10.9%	9.2%	8.4%

A student fees policy should provide guidelines for compulsory and non-compulsory fees.

Respondents	I strongly agree	I agree	I somewhat agree	I disagree	I strongly disagree
Students	73.2%	19.2%	5.4%	1.3%	0.9%
Faculty/Board/Other PSE staff	25.8%	35.5%	16.8%	10.3%	11.6%
General Public	56.6%	27.6%	9.2%	4.4%	2.2%
Overall	54.9%	26.5%	9.7%	4.8%	4.1%

For those who self-identified as “**a current post-secondary student in Manitoba,**” when asked “**Please indicate how much you agree or disagree with each of the statements below**” in regards to **student fees**, the respondents provided the following responses. Individual data tables follow the overview below.



I understand how my institution sets student fees.

I strongly agree	I agree	I somewhat agree	I disagree	I strongly disagree
5.4%	10.7%	21.9%	37.5%	24.6%

When I receive my account summary from my institution, I understand the student fees I pay to my institution.

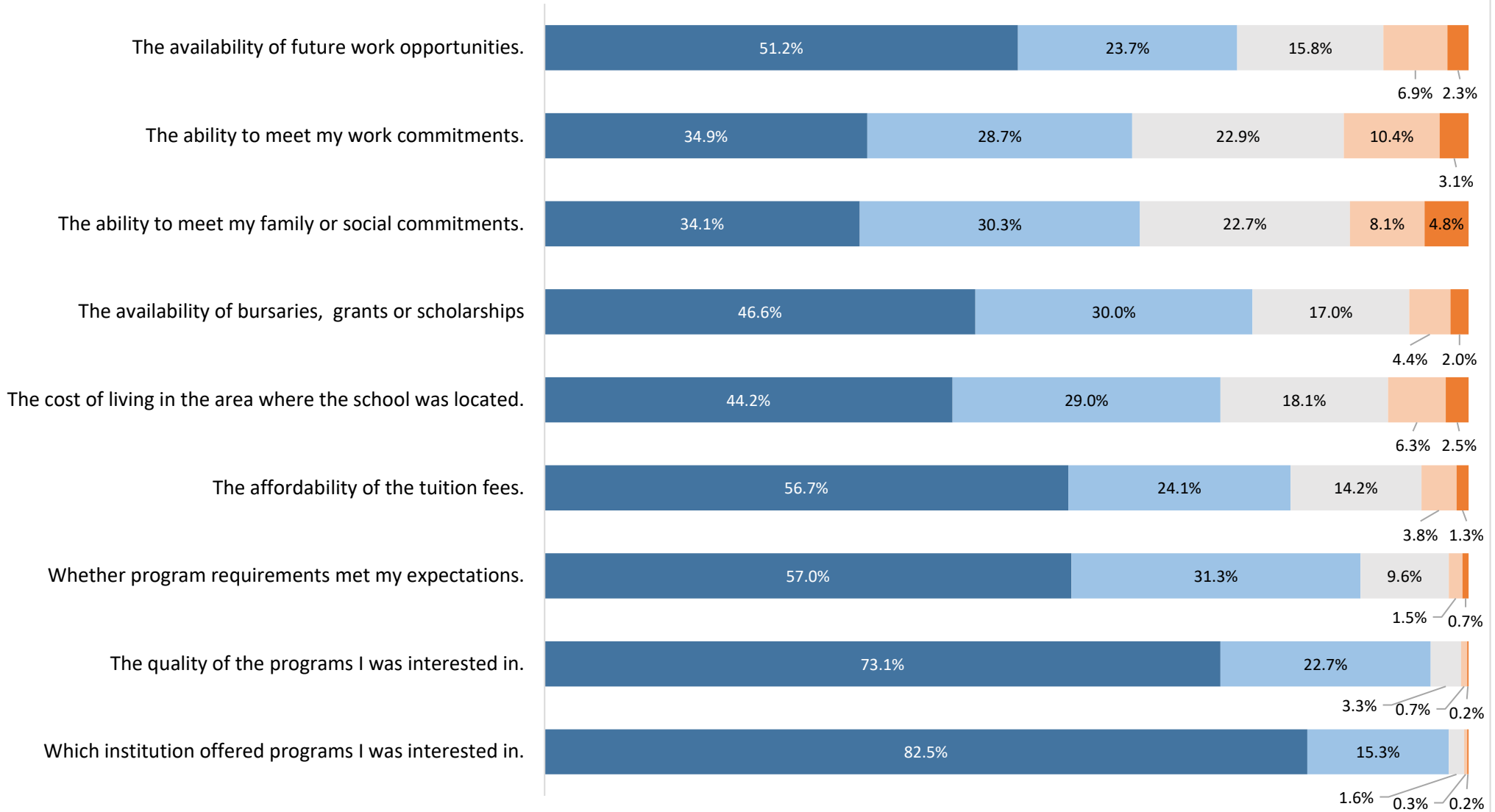
I strongly agree	I agree	I somewhat agree	I disagree	I strongly disagree
12.5%	26.3%	27.2%	17.9%	16.1%

Things to Consider When Choosing a Post-Secondary Institution

When asked “**Please indicate how much you agree or disagree with each of the statements below. In choosing a post-secondary institution for studies, I would consider**”, the respondents provided the following responses. Individual data tables follow the overview below.

Please indicate how much you agree or disagree with each of the statements below. In choosing a post-secondary institution for studies, I would consider:

■ I Strongly Agree ■ I Agree ■ I Somewhat Agree ■ I Disagree ■ I Strongly Disagree



In choosing a post-secondary institution for studies, I would consider:

- which institution offered programs I was interested in

Respondents	I Strongly Agree	I Agree	I Somewhat Agree	I Disagree	I Strongly Disagree
Students	77.7%	19.6%	1.8%	0.4%	0.4%
Faculty/Board/Other PSE staff	88.4%	11.0%	0.6%	0.0%	0.0%
General Public	83.3%	14.0%	2.2%	0.4%	0.0%
Overall	82.5%	15.3%	1.6%	0.3%	0.2%

- the quality of the programs I was interested in

Respondents	I Strongly Agree	I Agree	I Somewhat Agree	I Disagree	I Strongly Disagree
Students	67.9%	25.4%	5.8%	0.4%	0.4%
Faculty/Board/Other PSE staff	79.4%	20.0%	0.6%	0.0%	0.0%
General Public	74.1%	21.9%	2.6%	1.3%	0.0%
Overall	73.1%	22.7%	3.3%	0.7%	0.2%

- whether program requirements met my expectations

Respondents	I Strongly Agree	I Agree	I Somewhat Agree	I Disagree	I Strongly Disagree
Students	51.3%	34.4%	11.2%	2.2%	0.9%
Faculty/Board/Other PSE staff	60.6%	27.7%	11.0%	0.6%	0.0%
General Public	60.1%	30.7%	7.0%	1.3%	0.9%
Overall	57.0%	31.3%	9.6%	1.5%	0.7%

- the affordability of the tuition fees

Respondents	I Strongly Agree	I Agree	I Somewhat Agree	I Disagree	I Strongly Disagree
Students	62.1%	19.6%	10.7%	5.4%	2.2%
Faculty/Board/Other PSE staff	38.7%	33.5%	23.2%	3.2%	1.3%
General Public	63.6%	21.9%	11.4%	2.6%	0.4%
Overall	56.7%	24.1%	14.2%	3.8%	1.3%

- the cost of living in the area where the school was located

Respondents	I Strongly Agree	I Agree	I Somewhat Agree	I Disagree	I Strongly Disagree
Students	48.7%	24.1%	13.8%	9.4%	4.0%
Faculty/Board/Other PSE staff	34.2%	36.8%	22.6%	3.9%	2.6%
General Public	46.5%	28.5%	19.3%	4.8%	0.9%
Overall	44.2%	29.0%	18.1%	6.3%	2.5%

- the availability of bursaries, grants or scholarships

Respondents	I Strongly Agree	I Agree	I Somewhat Agree	I Disagree	I Strongly Disagree
Students	50.4%	24.1%	15.2%	5.8%	4.5%
Faculty/Board/Other PSE staff	36.8%	39.4%	19.4%	4.5%	0.0%
General Public	49.6%	29.4%	17.1%	3.1%	0.9%
Overall	46.6%	30.0%	17.0%	4.4%	2.0%

- the ability to meet my family or social commitments

Respondents	I Strongly Agree	I Agree	I Somewhat Agree	I Disagree	I Strongly Disagree
Students	38.8%	25.4%	19.2%	10.7%	5.8%
Faculty/Board/Other PSE staff	30.3%	35.5%	20.6%	9.0%	4.5%
General Public	32.0%	31.6%	27.6%	4.8%	3.9%
Overall	34.1%	30.3%	22.7%	8.1%	4.8%

- the ability to meet my work commitments

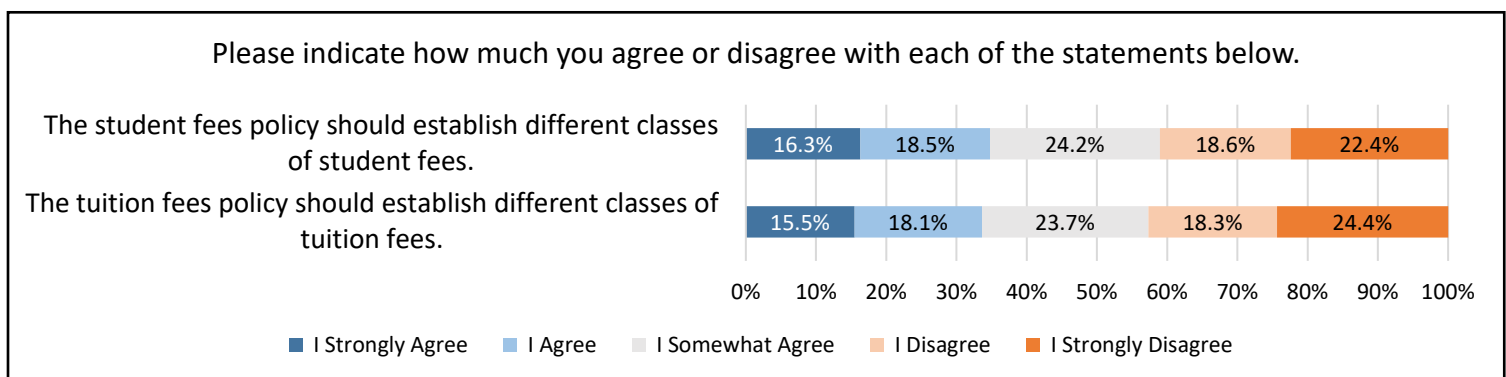
Respondents	I Strongly Agree	I Agree	I Somewhat Agree	I Disagree	I Strongly Disagree
Students	41.1%	23.2%	20.5%	11.2%	4.0%
Faculty/Board/Other PSE staff	27.1%	34.2%	21.3%	13.5%	3.9%
General Public	34.2%	30.3%	26.3%	7.5%	1.8%
Overall	34.9%	28.7%	22.9%	10.4%	3.1%

- the availability of future work opportunities

Respondents	I Strongly Agree	I Agree	I Somewhat Agree	I Disagree	I Strongly Disagree
Students	62.1%	19.6%	12.9%	4.0%	1.3%
Faculty/Board/Other PSE staff	36.1%	26.5%	21.3%	11.0%	5.2%
General Public	50.9%	25.9%	14.9%	7.0%	1.3%
Overall	51.2%	23.7%	15.8%	6.9%	2.3%

Differential Tuition and Student Fees

When asked “Please indicate how much you agree or disagree with each of the statements below” regarding **differential tuition and student fees**, the respondents provided the following responses. Individual data tables follow the overview below.



The **tuition fees** policy should establish different classes of **tuition fees**.

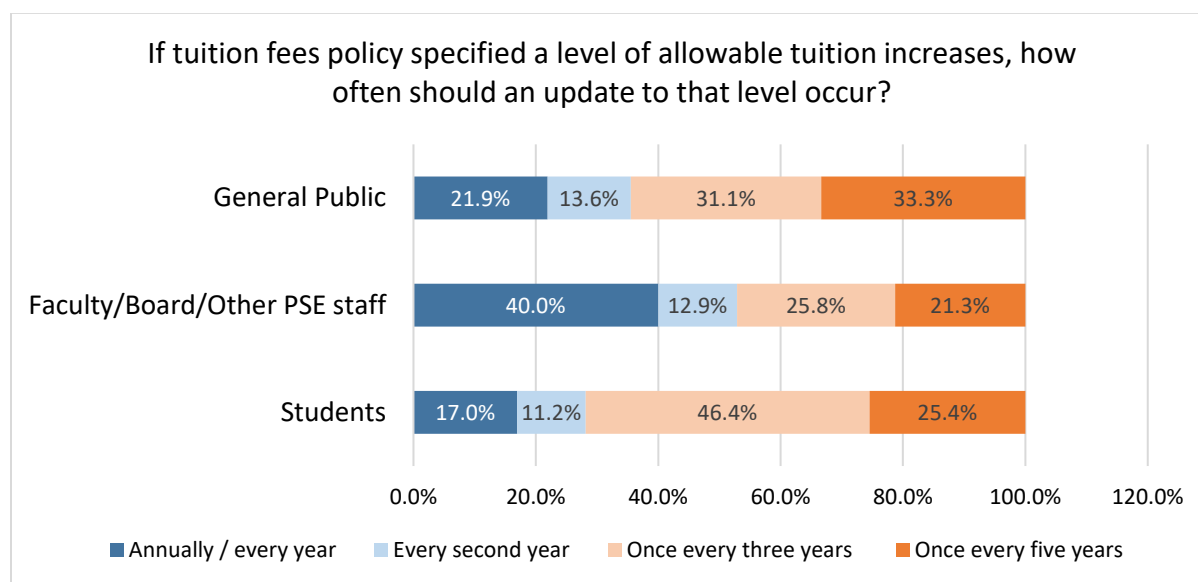
Respondents	I Strongly Agree	I Agree	I Somewhat Agree	I Disagree	I Strongly Disagree
Students	23.2%	23.2%	28.1%	13.4%	12.1%
Faculty/Board/Other PSE staff	9.7%	13.5%	16.1%	20.6%	40.0%
General Public	11.8%	16.2%	24.6%	21.5%	25.9%
Overall	15.5%	18.1%	23.7%	18.3%	24.4%

The **student fees** policy should establish different classes of **student fees**.

Respondents	I Strongly Agree	I Agree	I Somewhat Agree	I Disagree	I Strongly Disagree
Students	25.4%	26.8%	27.7%	9.8%	10.3%
Faculty/Board/Other PSE staff	7.7%	9.0%	17.4%	24.5%	41.3%
General Public	13.2%	16.7%	25.4%	23.2%	21.5%
Overall	16.3%	18.5%	24.2%	18.6%	22.4%

Effective Period of Tuition Guidelines

When asked “If tuition fees policy specified a level of allowable tuition increases, how often should an update to that level occur?” the respondents provided the following responses. Individual data tables follow the overview below.



Respondents	Annually / every year	Every second year	Once every three years	Once every five years
Students	17.0%	11.2%	46.4%	25.4%
Faculty/Board/Other PSE staff	40.0%	12.9%	25.8%	21.3%
General Public	21.9%	13.6%	31.1%	33.3%
Overall	24.7%	12.5%	35.4%	27.3%

Exceptions to Future Guidelines

When asked “Should a tuition fees and student fees policy provide exemptions/exceptions?” the respondents provided the following responses. Individual data tables follow the overview below.

Respondents	Yes	No	I don't know	I prefer not to answer
Students	47.8%	12.1%	34.8%	5.4%
Faculty/Board/Other PSE staff	37.4%	23.9%	31.0%	7.7%
General Public	35.1%	20.6%	42.1%	2.2%

Overall	40.4%	18.3%	36.6%	4.8%
----------------	--------------	--------------	--------------	-------------

When asked “**What variables should be considered in providing an exemption/exception?**” for the future tuition fees and student fees policy, there were 198 responses. Responses were analyzed for key themes, and organized according to the feedback described by the survey respondent.

Key Themes	Variables that Should be Considered
Student should be exempted from tuition fees and/or student fees	<p>What variable should cause a student to be exempt from tuition fees:</p> <ul style="list-style-type: none"> • Socioeconomic status (34%) • Disability (12%) • Race (8%) • Geographic factors (5%) • Non-typical student (5%) • Mature students/parents/older adults (4%) • International students (3%) • Merit (2%) <p>What variable should cause a student to be exempt from student fees:</p> <ul style="list-style-type: none"> • When students do not use the service related to the fee (48%) • When there is an overlap of services already purchased (e.g., extended health care insurance) and what is provided through student fees (12%).
Post-secondary institution or program should be exempted from following the future tuition fees and student fees policy	<p>What variable should cause a post-secondary institution/program to be exempt from the tuition fees and student fees policy:</p> <ul style="list-style-type: none"> • Exceptional or emergency situations (9%) • Labour market (7%) • Program cost (7%) • Funding to a post-secondary institution (3%) • Market competition (3%) • Post-secondary institution should have complete autonomy (2%) • To diversify programs (1%) • For unique programs (1%) • To meet inflation (1%)

Note: 13.1 per cent of the respondents reported variables in terms of when **post-secondary institution or programs** should be exempt from the **future policy**, whereas 82.3 per cent of respondents reported variables in terms of when **students** should be exempt from **tuition fees and student fees**.

Other Feedback

When asked “**Do you have any other feedback or comments you would like to share at this time**”, there were 283 responses. Responses were analyzed for key themes, and organized according to the feedback described by the survey respondent.

Key Themes	Respondents’ Feedback
<p>The future tuition fees and student fees policy should limit or eliminate tuition fees</p>	<p>Respondents shared feedback such as: “Tuition fees need to be capped and frozen”, “Tuition should be free”, “Tuition should be affordable for everyone”.</p> <p>The responses organized under this theme suggested that the future tuition fees and students fees policy should limit or eliminate tuition fees.</p>
<p>Autonomy of Post-Secondary Institutions</p>	<p>Respondents shared feedback such as: “Government oversight in education should not occur”, “The government should stop interfering with post-secondary institutions”, “Governments should not be involved in setting tuition fees”, and “Tuition should be set by the Post-secondary institution”.</p> <p>The responses organized under this theme suggested the future tuition and student fees policy should secure full autonomy to post-secondary institutions on tuition fees.</p>
<p>Differentiated tuition fees should not be implemented by government</p>	<p>Respondents shared feedback such as: “No to differential tuition fees”, “Differential tuition fees would erode student choice over their career paths and disproportionately impact lower income families”, “Differential tuition is an underhanded way to try and eliminate programs”, and “The government definitely should not be setting different fees for different programs”.</p> <p>In a limited number of instances, respondents shared their reasoning for possibly implementing differentiated tuition, such as, “We must charge more for programs that get graduates [a] job quicker in order to better resource it”.</p> <p>The responses organized under this theme suggested that differential tuition for specific programs is not recommended, and if it is considered, it should be linked to employability.</p>

Key Themes	Respondents' Feedback
The impact of tuition fees and student fees are connected to other financial matters.	<p>Respondents shared feedback such as:</p> <p>“If the government is going to limit tuition fees and increases, its [operating] grants to universities and colleges should make up the difference”,</p> <p>“Increase funding to post-secondary institutions” and</p> <p>“To ensure accessibility, the province should focus on how they can support students through bursaries, scholarships or low- interest/ forgivable loans”.</p> <p>The responses organized under this theme centered on the suggestions of increasing funding to post-secondary institutions and increasing opportunities for student aid and bursaries to increase the accessibility of a post-secondary education.</p>
Perspectives on student fees	<p>Respondents shared differing feedback regarding student fees, such as:</p> <p>“Optional student fees is a good idea”</p> <p>“Being able to opt out on some student fees would be great because not everybody uses recreational spaces such as gym”</p> <p>“Government should not be involved in determining student fees”</p> <p>“Student fees should be kept as low as possible”</p> <p>Transparency of student fees</p> <p>The responses organized under this theme centered on the differing perspectives that ranged from optional student fees, keeping student fees low, and no involvement from government when determining student fees.</p>
International tuition fees and student fees	<p>Respondents shared varying feedback, such as:</p> <p>“Increase the number of international students - reduce their FEES! Cover their health care”, “International students should have to pay actual costs to attend”, “Fees should be equal between Canadians and international students” and “Foreign students should pay a hefty fee.”.</p> <p>The responses organized under this theme centered around reducing tuition fees and student fees for international students and covering health care insurance costs.</p>

Key Themes	Respondents' Feedback
Need for meaningful engagement with students on issues that impact them	<p>Respondents shared feedback regarding student fees, such as: "Allow the student unions (student groups elected by peers) to have a say at the decision-making level", "Would like more open communication and sit-in meetings for students regarding budget and tuition discussions" and "I believe that the universities and colleges can manage tuition fees in consultation with students."</p> <p>The responses organized under this theme suggest the need for students to be involved in consultations with government and post-secondary institutions.</p>
Concerns with the survey	<p>Respondents shared feedback, such as: "The lack of detail and clarity of many of your survey items made it difficult to answer completely", "I didn't really understand what was meant by tuition and fees "classes"", "Some questions in the survey used ambiguous terminology", "None of your questions were around asking if the government should increase its contribution to post-secondary institutions after its deep cuts in recent years" and "Some questions would benefit from having an "I don't know" or "Not applicable" option."</p> <p>The responses organized under this theme centered on issues identified in the survey and suggested improvements for future surveys.</p>

Next Steps

Each respondent's participation in the survey was appreciated and very valuable. The results of this engagement, and those of other stakeholder consultations, will inform the development of a new tuition fees and student fees policy for Manitoba. Once the policy is developed, institutions will have reasonable notice to prepare for implementation. It is anticipated that new policy will not be implemented before 2023/24 school year.

Questions?

If you have any questions regarding the survey results, please contact Manitoba Advanced Education, Skills and Immigration PSI@gov.mb.ca.